



THE QUILTING BEE

QUILTERS' GUILD OF ARLINGTON

WWW.QGOA.ORG

Meeting Location

Bob Duncan Center -- Vandergriff Park
2800 S Center St Arlington, TX 76014
Meetings 2nd Tuesday each month
Doors open at 6:30 ~ Meeting at 7:00

Visitors \$5

December Meeting – Member Potluck & Brown Bag Auction

Can you believe we are at the end of 2017? Where did the time go? It is that time of year again for our annual member potluck and brown bag auction. The 2017 Donation Quilt winning ticket will be drawn. We always look forward to the unveiling of the 2018 Donation quilt.

Members will bring a potluck dish to share and board members will bring dessert.

Don't forget to bring your money for those tickets for brown bag auction and last minute tickets for the donation quilt. Bring your address labels so you don't have to write your name over and over on the back of those tickets.

Looking forward to seeing everyone!

January Meeting – Melissa Eubanks

Melissa Eubanks is a quilter, published pattern designer, sewing teacher, and longarm quilter. Aside from being passionate about quilting, she is also dedicated to teaching others how to sew and quilt. She currently teaches sewing and quilting classes at Urban Spools (Dallas) and Stitched with Love (McKinney). When Melissa isn't teaching, or sewing, she spends time with her two little girls and very generous husband. Melissa and her family live in Murphy, Texas, just outside of Dallas.

President's Block 2017

Sharon Ligon

Sharon has selected a spool block for this year. There are 2 options for making it—it can be a single color for the thread/main part of the block, or you can use some of your strips to create a strip-pieced thread section.

Cutting:


Light Tan/Off White: Cut four (4) 1-1/2" squares
Cut two (2) 1-1/2" x 4-1/2" strips

Brown: Cut two (2) 1-1/2" x 5-1/2" strip


Single Color: Cut one (1) 3-1/2" x 4-1/2" rectangle

If doing multiple color, cut 4 fabrics into 1-1/2" x 4" strips


1. Draw a diagonal line on the back of each of the 1-1/2" squares.
2. Place a square on each end of the brown strip, as shown.





3. Stitch on the diagonal line. Repeat with the other brown strip and off white squares. Press the squares open and trim.



4. If making a strip set, sew your strips together using a scant 1/4" seam along the long sides. Trim down to a 3-1/2" x 4-1/2" rectangle.



5. Stitch the tan background strips to the long side of the strip set or your solid rectangle. Add the top and bottom strips.



Guild Refreshments

Jan = C, T

Feb = H, V

Mar = M

Apr = S

May = A, D, Z, E

June = Potluck (Board Desserts)

Jul = G, L, O

Aug = B

Sep = F, I, J, K

Oct = N, P, R

Nov = U, W, X, Y

Dec = Potluck (Board Desserts)

NTQF Hurry. Hurry. Hurry.

Get those quilts finished for the NTQF the application time is right around the corner January 8th-March 5th. It will be here before you know it.

Safe Haven Donations

January: Diapers, baby wipes

February: Children's socks

March: Children's underwear

April: Shampoo, brush, comb, etc.

May: Toothbrush, toothpaste, floss

June: Women's underwear

July: Feminine hygiene products

August: School Supplies

September: Soap and towels

October: Prepackaged snacks – Granola bars, Goldfish crackers, etc.

November: Children's toys

December: Mittens, scarves or hats

**We will accept travel size toiletry items throughout the year.

ALL items should be new and unused including toiletries.

Military Quilt Project

Thank you to all of you who donated quilts and time to our Military Quilt Project this year. We started the year with taking 17 quilts to Brooks Army Hospital in San Antonio. I have 30 quilts waiting to be delivered to one of our local veteran's facility. I have reached out to a couple and am waiting their reply.

I will continue to chair this project next year and look forward to all the meaningful quilts. I have lots of fabric donated by Darnel Dark's husband and would love to see it turned into quilts.

CindyBergman/Sandra Boice

MQP Military Quilt Project

2018 Board & Standing Committees

Please welcome the new QGOA board and standing committees!!

I just want to thank each of you for stepping up and taking on the roles you have. Each of you bring such talent and capabilities we are in great hands for 2018. I look forward to working with an enthusiastic, creative and lovely bunch of women.

May you get back 1000-fold of what you give out this year.

Tammy Reidy
2018 QGOA President

Outgoing 2017 Board & Standing Committees

Please thank the outgoing board and standing committees for a job well done! They have done an incredible job this past year leading the guild.

We thank you for your service and know we are better guild because of you!

QUILTERS' GUILD OF ARLINGTON	
2018 Executive Board and Standing Committees	
EXECUTIVE BOARD	
President	Tammy Reidy
Vice President	Debbie Hood
	Kim Olmedo
	Phyllis Borton
Secretary	Karen Suggs
Treasurer	Kathy Sisney
Parliamentarian	Sharon Ligon
STANDING COMMITTEES	
Membership Chair	Debbie Boice
Membership Asst	Linda McQuerry
Guild Products	Debra Ware
Hospitality	Linda McPherson
Door Prizes	Sarah Reed
	Lezleigh Kleibrink
Volunteer Hours	Sheila Parry
Golden Spool	Carol Hoes
Library	Shelly Cassata
Publicity	Kayleen Farrington
Publicity assist	Rose Kauhane
Newsletter	Maria Freitag
Historian	Rose Kauhane
Sunshine and Shadow	Susan FitzGerald
2018 Quilt Show	Libby McDuffie
	Rhonda Weddle
2018 Show Booth	Susan FitzGerald
	Barb Goodman
Guild Activities	Judy O'Polka
Block Party	Kara Overman
Display Case	
Day Retreat Coordinator	Libby McDuffie
Away Retreat Coordinator	Sherry Livingston
	Judy O'Polka
Co-TAQQ Representative	Carolyn Troupe
Co-TAQQ Representative	Debbie Boice
Community Outreach	Nancy Shortino
Cancer Care Services	Nancy Shortino
Project Linus	Elizabeth Cooper
Safe Haven	Cynthia Berend
Ronald McDonald Challenge	Charlotte Humphrey
Ronald McDonald Challenge	Randa Dillon
Military Quilts	Cindy Bergman
Webmaster	Jenn Haxton
Webmaster Apprentice	
2018 Donation Quilt Scheduler	Veronica Mowery

December Birthdays

12/1 Kathy Morgan
12/3 Jolene Mershon
12/5 Kay Olson
12/6 Jaye McLaughlin
12/10 Kim Olmedo
12/11 Janice Farris
12/14 Cindy Bergman
12/14 Debbie Boice
12/14 Darla Slade
12/15 Susan FitzGerald
12/22 Rosine Barnett
12/22 Karen Small
12/25 Ellie Payne
12/27 Karen Taylor
12/28 Charlotte Ayers
12/29 Gayle Krengel



Your input is needed! Please go to the QGOA website home page and follow the link to Program Polls to give feedback on our speakers and workshops. Thanks to everyone who does the surveys! www.qgoa.com

2018 Guild Officers

President: Tammy Reidy
Co-Vice Pres-Debbie Hood
Co-Vice Pres-Kim Olmedo
Co-Vice Pres-Phyllis Borton
Secretary-Karen Suggs
Treasurer Kathy Sisney
Parliamentarian-Sharon Ligon

Sunshine

Merry Christmas and Happy New Year!

In Case of Inclement Weather:

In general, we will do what the University of Texas of Arlington does. If they cancel evening classes we will cancel guild and board meetings.

Shadow

Jill Matyastik-Knee replacement surgery over the Thanksgiving holiday. Recovery well.
Sandra Boice Husband in hospital.
Sarah Reed-Twisted knee.

NORTH TEXAS QUILT FESTIVAL

Quilt Festival Divisions and Categories



DEFINITIONS

The North Texas Quilt Festival (NTQF) defines the Maker as the person who made the quilt top. The quilt top Maker's status determines Artisan or Master not the quilter's status. A quilt will not be allowed to be entered if the Maker of the quilt, or its components, is not known. If it is deemed that a quilt has been hung in the wrong category after being hung in the show, the quilt will remain as hung. It will not be judged in either category. It is your responsibility as the entrant to place it in the proper category. All quilts must be either hand or machine quilted, no tied or tacked quilts allowed with the exception of crazy quilts which may be tied. A separate entry form is required for each entry.

Entries may be only submitted by current members of the following guilds: **Bear Creek Quilt Guild,**

Fort Worth Modern Quilt Guild, Fort Worth Quilt Guild, Irving Quilt Guild, Quilters' Guild of Arlington, and Trinity Valley Quilters' Guild.

ARTISAN: If **ALL** of the following statements are true, you may enter under the 'Artisan' Division: never classified as a Master in the past; never have engaged in a quilt event or activity for monetary profit (more than \$2,000 in a year) such as never formally taught quilting, quilt related or wearable arts techniques and/or within the last five (5) years published a pattern or book on quilt related techniques.

MASTER: If **ANY** of the following statements are true, past or present, you must enter under the 'Master' Division.

a) Have been classified as a Master; b) Engaged in a quilt event or activity for monetary profit (more than \$2,000 in a year) such as teaching quilt related techniques; c) Within the last five (5) years published a pattern or book on quilt related techniques; or d) Have won a Best of Show and/or lifetime total of two First Place Ribbons, or a combination of, in any past quilt shows.

ONE PERSON QUILT: No other person contributed work in the construction of the quilt, specifically work considered in judged criteria: blocks pieced or appliquéd, binding, or was quilted by another person.

TWO-PERSON QUILT: A quilt to which a person contributed work in the construction of the quilt, specifically work considered in judged criteria: blocks pieced or appliquéd, binding, or was machine or hand quilted by another person. Entrant is a contributor of the work on the entry. The quilt-top maker's status determines the division (Artisan or Master) not the quilter's status.

GROUP QUILT: Any quilt to which 3 or more persons contributed work in the construction of the quilt, specifically work considered in judged criteria: blocks pieced or appliquéd, binding, or was quilted by others.

LARGE/MEDIUM/SMALL QUILTS:

Determine the size by adding one side each of the Width (or shortest side) + Length (or longest side) in inches. Width may not be greater than 96" due to site limitations. Quilts wider than 96" will not be accepted.

- ❖ **A Large Quilt** is larger than or equal to 130" (one Width + one Length).
- ❖ **A Medium Quilt** is less than 130" but equal to or larger than 48" (one Width + one Length).
- ❖ **A Small Quilt** is less than 48" (one Width + one Length).

ARTISAN AND MASTER DIVISIONS

<u>101.</u> Artisan	Large Pieced Quilt- Predominately pieced or patchwork, machine or hand quilted. All construction of the quilt, and the quilting of the quilt, was done by one person.
<u>102.</u> Artisan	Medium Pieced Quilt- Predominately pieced or patchwork, machine or hand quilted. All construction of the quilt, and the quilting of the quilt, was done by one person.
<u>103.</u> Artisan	Small Pieced Quilt- Predominately pieced or patchwork, machine or hand quilted. All construction of the quilt, and the quilting of the quilt, was done by one person.
<u>104.</u> Artisan	Large Appliqué Quilt - Predominately appliqué, machine or hand quilted. All construction of the quilt, and the quilting of the quilt, was done by one person.
<u>105.</u> Artisan	Medium and Small Appliqué Quilt - Predominately appliqué, machine or hand quilted. All construction of the quilt was done by one person.
<u>106.</u> Artisan	Two-Person Large Quilt - Predominately pieced or patchwork, machine or hand quilted. Two persons were involved in the construction and/or the quilting of the quilt.
<u>107.</u> Artisan	Two-Person Medium and Small Quilt - Predominately pieced or patchwork, machine or hand quilted. Two persons were involved in the construction and/or the quilting of the quilt.
<u>108.</u> Artisan	Two-Person Appliquéd Quilt - Predominately appliqué, machine or hand quilted. Two persons were involved in the construction and/or the quilting of the quilt.
<u>201.</u> Master	Large Pieced Quilt- Predominately pieced or patchwork, machine or hand quilted. All construction of the quilt, and the quilting of the quilt, was done by one person.
<u>202.</u> Master	Medium Pieced Quilt- Predominately pieced or patchwork, machine or hand quilted. All construction of the quilt, and the quilting of the quilt, was done by one person.
<u>203.</u> Master	Small Pieced Quilt- Predominately pieced or patchwork, machine or hand quilted. All construction of the quilt, and the quilting of the quilt, was done by one person.
<u>204.</u> Master	Large Appliqué Quilt - Predominately appliqué, machine or hand quilted. All construction of the quilt, and the quilting of the quilt, was done by one person.
<u>205.</u> Master	Medium and Small Appliqué Quilt - Predominately appliqué, machine or hand quilted. All construction of the quilt, and the quilting of the quilt, was done by one person.
<u>206.</u> Master	Two-Person Large Quilt - Predominately pieced or patchwork, machine or hand quilted. Two persons were involved in the construction and/or the quilting of the quilt.
<u>207.</u> Master	Two-Person Medium and Small Quilt - Predominately pieced or patchwork, machine or hand quilted. Two persons were involved in the construction and/or the quilting of the quilt.
<u>208.</u> Master	Two-Person Appliquéd Quilt - Predominately appliqué, machine or hand quilted. Two persons were involved in the construction and/or the quilting of the quilt.

OPEN DIVISION

The following categories are not classified by Artisan or Master. All quilts must be hand or machine quilted.

301. **ART QUILT** - An original quilt that incorporates a use of one or more of the following: creative concepts, colors, fabrics, surface embellishments, pictorial imagery, abstract design, or landscape scenery. May be the work of one or more persons.
302. **MODERN QUILT ONE PERSON** - A quilt that incorporates improvisational or traditional piecing with high contrast; alternate grid work; minimalism, asymmetry and or expansive negative space. All construction of the quilt, and the quilting of the quilt, was done by one person.
303. **MODERN QUILT TWO OR MORE PERSONS** - A quilt that incorporates improvisational or traditional piecing with high contrast; alternate grid work; minimalism, asymmetry and or expansive negative space. May be the work of two or more persons.
304. **OTHER/MIXED TECHNIQUES** - Any quilt, which has used any or more than one of the following techniques and doesn't fit into the pieced, appliqué, or art categories. Includes: household and/or antique linens used as the top or blocks, machine or hand embroidery, cathedral windows, crazy quilts, digitized printing, painted, redwork, whole cloth quilt, and yo-yos. May be the work of one or two persons. *A Crazy quilt may be tied.*
305. **GROUP LARGE QUILT**- Any quilt to which 3 or more known persons contributed work in the construction of the quilt, specifically work considered in judged criteria: blocks pieced or appliquéd, binding, and/or was quilted by others. This includes quilts created with blocks received in a block exchange.
306. **GROUP MEDIUM OR SMALL QUILT**- Any quilt to which 3 or more known persons contributed work in the construction of the quilt, specifically work considered in judged criteria: blocks pieced or appliquéd, binding, and/or was quilted by others. This includes quilts created with blocks received in a block exchange.
307. **NTQF CHALLENGE LARGE QUILTS** - 2018 Challenge: Monochromatic Quilts. A quilt of any construction technique that was made according to the current year's NTQF Challenge. May be the work of one or more persons.
308. **NTQF CHALLENGE MEDIUM OR SMALL QUILTS** - 2018 Challenge: Monochromatic Quilts. A quilt of any construction technique that was made according to the current year's NTQF Challenge. May be the work of one or more persons.
309. **KITS, PANELS OR BLOCK OF THE MONTH ONE PERSON QUILT** - Any quilt composed of pattern(s) AND fabrics packaged unit(s) for retail sale. Any modification to the kit will still deem the item as made from a kit. Includes: printed 'cheater cloth', blocks and/or panels. Also includes pre-printed whole-cloth quilt tops. Does not include group quilts or Broderie perse. All construction of the quilt, and the quilting of the quilt, was done by one person.
310. **KITS, PANELS OR BLOCK OF THE MONTH TWO PERSON QUILT** - Any quilt composed of pattern(s) AND fabrics packaged unit(s) for retail sale. Any modification to the kit will still deem the item as made from a kit. Includes: printed 'cheater cloth', blocks and/or panels. Also includes pre-printed whole-cloth quilt tops. Does not include group quilts or Broderie perse. May be the work of one or two persons.
311. **ARTISAN JUNIOR** - A quilt of any technique constructed and bound by a person 16 years old or younger. Limited assistance by an adult is acceptable. May be the work of one or two persons.

NORTH TEXAS QUILT FESTIVAL

Quilt Entry Instructions

NTQF Show Calendar:

North Texas Quilt Festival and Original Sewing and Quilt Expo: Thurs., Fri., Sat., June 7, 8 & 9, 2018

Arlington Convention Center, 1200 Ballpark Way, Arlington, TX 76011

Online Entry Registration: January 8, 2018; Deadline: March 5, 2018

Registration for Expo Classes: TBD - probably Mid-February

Pre-Sale of Discounted Show Tickets: TBD - probably Mid-March

Check In Festival Quilts: Monday, June 4, 12-4 pm Arlington Convention Center

Quilt Pick Up: Saturday, June 9, 6 - 7 pm

Show Set Up: Tuesday - Wednesday, 8 am - 5 pm, June 5 & 6

Festival Speaker and Awards Night: Friday, June 8, 7:00 pm

GENERAL REQUIREMENTS AND INFORMATION:

- 1 All entries, photos and fees must be submitted online. If assistance is needed, please contact your North Texas Quilt Festival (NTQF) representative. Entry Form Online Site: **<https://www.sewingexpo.com/Events/Arlington,TX/NTQFEntryForm.aspx>** If the online submission has been completed correctly you will receive an immediate email confirmation. If you DO NOT get the email confirmation, please contact NTQF2018@gmail.com for assistance.
- 2 Entrant must specify to which guild they hold a current membership and may only enter quilts as a member of that specified guild.
- 3 All quilts entered must have been completed within the last five (5) years (2013- 2018). One (1) quilt entry may be submitted that has been in a previous, participating guild show, but not a past NTQF or juried national show.
- 4 Quilts must remain on display for the entire festival and must be clean, in good condition, free of animal hair and smoke.
- 5 Quilts will be accepted in the order registered with limitations per the site and participating guild. Each entrant may only enter three (3) quilts with no more than two (2) per category. **Please specify order of preference for each entry.** Ex. First Entry, Second or Third. First Entries will be accepted in the order registered with limitations per the site and participating guild, then Second Entries, then Third Entries.
- 6 Quilts are limited by the width of 96" due to site limitations. Quilts wider than 96" will not be accepted. The quilts would not be shown to their advantage bunched on a pole.
- 7 Any category with fewer than five (5) entries may be combined into another category at the discretion of the show committee. Any category that has many entries may be divided into different categories at the discretion of the show committee.

- 8 Ribbons and Awards will be given at the discretion of the judges and festival committee to winning quilts, not the maker(s); therefore, there will be only one ribbon per award. Merit quilting ribbons will be given to quilts for exemplary hand and machine quilting. Ribbons and/or awards for special attributes may be given from participating guilds, national and local entities.
- 9 Quilts may be chosen at the discretion of the show committee, for a national North Texas Quilt Festival Traveling Exhibition with the expressed consent of the quilt entrant/owner.
- 10 The North Texas Quilt Festival committee reserves the right to refuse any entry that it deems inappropriate or that does not meet requirements.
- 11 Entrants are responsible for their own insurance on all items. The completed and signed Entry Form releases North Texas Quilt Festival and Original Sewing and Quilt Expo, its officers, agents and volunteers from any and all liability.

QUILT PREPARATION:

1. **Sleeve** - Quilts must have an attached, sewn 4" sleeve. Quilts of the small quilt size may have a 2" sewn attached sleeve. The sleeve should be as long as the quilt is wide and should include a 1/2" of ease and stitched on both the top and bottom of the sleeve. Entries without a sewn sleeve will not be accepted. Quilts longer than 90" require the top of the sleeve to be placed 90" from the bottom of the quilt to ensure that the quilt will not touch the floor when hanging, only one sleeve is required.
2. **Label** - A quilt label should be sewn on a lower back corner. The quilt label should include the name of the quilt, entrant's name, address, and phone number. This is a festival quilt identity label; a personal label does not substitute, unless it includes the above information. To insure impartiality in judging, please apply a fabric flap, sewn or carefully safety pinned on the top edge only, covering the label and above information. If this is not done the information will be covered with tape while hanging in the show.
3. **Photo** - Each entry must include a color photo of your quilt. A 'work in progress' photo is acceptable, as long as the quilt is recognizable, although a pattern photo is not! Photo is submitted with the online entry.
4. **Fabric Bag** - Each separate entry must be submitted in a fabric pillowcase or similar sized fabric bag at quilt check-in. The fabric case must include: the entrant's name and phone number in permanent lettering, either sewn or ink, clearly visible on the outside of the case/bag.
5. Quilts requiring special handling will not be accepted. Your quilt must be able to be stacked with other quilts without potential damage to your quilt or any other quilt in the show.

FEES:

1. All entrants must submit \$25 per entry online.
2. Entry fee is not refundable, even if entry is withdrawn.
3. If an entry is withdrawn after April 1, 2018, or is not submitted at quilt check in for the show, the entrant will not be allowed to submit an entry for the next North Texas Quilt Festival.

QUILT CHECK IN/DROP OFF:

When: Monday, June 4, 12-4 pm

Where: Arlington Convention Center, 1200 Ballpark Way, Arlington, TX 76011

1. Please have each quilt ready for examination at Quilt Check In for the required quilt label & sleeve.
2. Entries will not be accepted if not in a properly labeled cloth pillowcase or fabric bag.
3. You will receive a claim check for each quilt submitted.
4. If someone else is picking up the entry, please inform Check-In Team.
5. Please contact your guild NTQF Representative, or arrange with a guild member, if you need assistance to drop off your quilt(s) during the stated time.

QUILT PICK UP:

When: Saturday, June 9, 5:45 -7 pm

Where: Arlington Convention Center, 1200 Ballpark Way, Arlington, TX 76011

1. Must have claim check for each quilt you are picking up.
2. If you cannot pick-up your quilt, please make arrangements with someone to help you with this. Unclaimed quilts will receive loving foster care until they are reunited with their owners. An after-show foster care fee will be charged at 8:00 p.m. on Saturday, June 9, and again at 8:00 p.m. on each subsequent day of foster care. The fee is \$10.00 per day per quilt.

****New this year:**

You may enter one (1) quilt that has been entered in a previous participating guild past show, not the NTQF.

Quilts may be no older than 5 five years.

NTQF challenge: Monochromatic quilts

Ronald McDonald House Quilts

Thanks you to all who participated in the RMH Quilt Challenge 2017 sponsored by Quilt Among Friends. In 2018 there are two types of Ronald McDonald Challenges:

Ronald McDonald Challenge Fabric Quilt Guidelines

1. This challenge fabric is donated by Quilt Among Friends. Please take opportunities to thank them for their sponsorship.
2. Packet containing the challenge fabric is \$5. The quilt maker who uses this fabric and turns the quilt in at the in April 2018 guild will receive a \$5 gift card from Quilt Among Friends.
3. Quilts must use a recognizable amount of the challenge fabric in the quilt.
4. Maker may use any other coordinating fabrics.
5. The quilt must be washable and have no buttons or similar items attached that could be accidentally swallowed by young children.
6. Finished quilts must be at least 50 inches on each side.
7. ****Quilts must have a quilt show entry form and turned in at check-in. You do not need to add a sleeve. Quilts must be labeled with name of quilt and year made. Maker does not have to use name on these quilts but does need a removable name label. May be displayed at quilt show pending available space.
8. Entries will be displayed at the May guild meeting and members will vote on them for ribbons.

Ronald McDonald House (non-challenge fabric) Quilt

1. To be donated to Ronald McDonald House: any fabric may be used, quilts will be at least 50 in on each side, must be washable and have no buttons or similar items attached that could be accidentally swallowed by young children. These are due in April 2018. Keep listening or the exact day and place.
2. ****Quilts must have a quilt show entry form and turned in at check-in. You do not need to add a sleeve. Quilts must be labeled with name of quilt and year made. Maker does not have to use name on these quilts but does need a removable name label. May be displayed at quilt show pending available space.
3. Entries will be displayed at the May guild meeting and members will vote on them for ribbons.

Packets are available at the general meetings beginning in July. For more information regarding RMH Ft Worth: <http://www.ftworthrmh.org/index.html>. Ronald McDonald House . . . providing a "home-away- from-home" for families with seriously ill children who travel to Fort Worth for pediatric medical care.

Tyler Guild Quilt Show Invitation

The Tyler Guild has invited us to enter up to 3 quilts (at \$10 each) into the upcoming show. Tyler Quilt Show is March 23-24, 2018. Deadline for entries is February 8, 2018. So, if you have quilts ready this would be a nice place to show your quilts.

QGOA 2018 Meetings and Workshops

January 9	Melissa Eubanks	Trunk Show
February 13	Carol Morrissey	Confessions of an Absent Minded Quilter
March 13	Maggie Ball	Innovative Quilts, Traditional Roots
March 14	Maggie Ball	The Bears Come Out at Night
April 10	David Taylor	Artistry Through Applique
April 11	David Taylor	Pictorial Hand Applique
May 8	Member Potluck	Ronald McDonald Recognition
June 12	Cynthia Regone	Scrap Quilts
June 13	Cynthia Regone	Scrappy Quilts
July 10	Gyleen Fitzgerald	Make Mine with Scraps
July 11	Gyleen Fitzgerald	Trash to Treasure Pineapples
August 14	Multiple Presenters	Demo Stations
September 11	Jolene Mershon	Lecture Trunk Show
October 9	Becky Goldsmith	A Practical Approach to Color
October 10	Becky Goldmith	Hexie Garden Wool Applique
November 13	Jane Sassaman	Under the Influence
November 14	Jane Sassaman	Simple Silhouettes
December 11	Members Potluck	Christmas Program



*Sew
Fabricated*



*Merry Christmas and
Happy Holidays from
the Sew Fab crew!*




Creative Sewing Center
2899 W. Pioneer Pkwy., Pantego, TX 76013
www.sewfabricated.com (817) 795-1925




Workshop Name _____

Teacher _____

(9am-4pm)

\$40

Location:

Church of Latter-Day Saints
3809 Curt Dr, Arlington, TX 76016

(Contact Debbie Hood or Phyllis Borton to sign up for workshop)

Workshop Registration

Name: _____

Address: _____

City: _____ State: _____ Zip: _____

Phone: _____ Email Address: _____

Workshop Name: _____

Workshop Date: _____

Form of Payment: (circle one) Check Cash

Cost is \$40 for members/\$45 for non-members. Please make all checks payable to QGOA.

Payment must be received to hold your space in the workshop. Enrollment is on first come first serve basis.

Please sign-up at a meeting at the Program Section of the Sign-In Table or send your registration form with full payment to:

Quilters' Guild of Arlington

PO BOX 13232

Arlington, TX 76094-0232.

Notify the Vice President, Debbie Hood or Phyllis Borton, that you wish to sign up.

Members can begin signing up for the workshops in December at the guild meeting.
Cost for each workshop is \$40.

Questions about programs or workshops? Contact Debbie Hood or Phyllis Borton.



Donation Quilts-Cancer Care

It is not too early to be starting those donation miniature quilts for the Cancer Care auction at the 2018 North Texas Quilt Festival.

Get those miniature quilts to Nancy Shortino for the quilt show!!



Membership Dues-January

Guild Members 18-65 are \$30
Junior Members 12-17 are \$15
Senior Members 65-85 are \$25
Super Senior Members 85+ are FREE
Visitors are charged a fee of \$5 per meeting.

Dear Ones: The Ladies and Gents of QGOA are some of the loveliest folks around. It was a wonderful meeting and lots of quilts for Linus Children. There will be only one meeting of Linus in December, but the regular schedule is back starting in January 2018. Project Linus will make the holiday deliveries to brighten the lives of so many kids in treatment and suffering trauma and on a happy note, the kiddos in town celebrating fun for Snowball Express. Watch the news for those kids it is usually around the 9th of December. And know that many of you can take a bow for offering a quilt of comfort for them.

Many things have been donated in the last month to Project Linus. Lots of tops that will become a quilt or blanket, or bolts of fabric, bags of batting, fabric, hoops, rulers, whole quilts, decorated fleece, flannel receiving blankets and many notions. With the new year coming and we will start the process over again.

Special thanks to Rose Redding, Nancy Spell, Judy Liston, Janice Farris, Cindy Bergman, Susan FitzGerald, Cynthia Berend, Ella Rushing, Sandy Hughes, Jolene Mershon, Janice and David Mowery, Robbie Colley, Mary Lopes, Gayle Lacerda, Jane Owens, Pam Hall, Deborah Wolf, Shelley Uggens, Jill Matyastik, and anonymous.

The hospitals request sizes of 40 x 44 for smaller kids and 57 x 44 for larger kids. We try to use all the items that are donated for these kids.

If you are looking for a new pattern for quilting, crocheting, knitting, etc. check out www.projectlinus.org/patterns, and they are all free. Also, Quiltmaker magazine designs a new quilt pattern (free) specifically for Project Linus along with the archived years of patterns so check out www.quiltmaker.com/projectlinus/patterns.

Thanks to all of you that give so much. Remember the work we do for the guild and our community enriches us and generations to come.

Sincere thanks, Elizabeth Cooper

QGOA Day Retreat

QGOA Members

When: Thursday, Friday and Saturday February 15, 16, & 17, 2018

Thurs. **9:30** AM – 9 PM, Fri. 9 AM – 9 PM & Sat. 9 AM - 4 PM

Where: Pleasant Ridge Church of Christ, Family Life Center, Arlington

Registration begins at the December 12th guild meeting.

Quilts for Hurricane Harvey Victims

Collecting quilts for Hurricane Harvey Victims bring them to February General Meeting.

STITCH GROUPS

Guild members are cordially invited to join a sewing group for fellowship and stitching. We have plenty of space for new members in our groups

Friendship Stitchers

Meets the 1st & 3rd Thursdays 10:00 a.m. at First Christian Church Contact: Helga Smith

Etcetera Art Quilt Group

Meets @ Sew Fabricated
1st Thursday of the Month 7 p.m. to 8:30 p.m. Contact: Denny Cornett

The Piecemakers

Meets @ Bob Duncan Community Center 2nd & 4th Thursdays
6:00 p.m. to 10:00 p.m.

Contact: Nancy Shortino-817-466-1279

Sew-N-Sews

Meets @ Trinity United Methodist Church
1200 W Green Oaks Room A208
1st Monday of the month unless it is a Holiday
10 a.m. to 3 p.m.
Bring your lunch and \$3 per person per meeting as a donation to the church
Contact: Randa Dillon or Carolyn Bowden

Jane and Friends

Meets @ Quilt Among Friends

2238 Michigan Ave. Suite A

2nd Monday of the Month 10:00-3:00

Contact: Sherry Livingston

Sew Touching-Alzheimer's Fidget Quilts

Meets @ Peggy's Quilt Studio

3rd Tuesday of the Month 10:00am-2:00pm

Bring your lunch

Contact: Linda McPherson or Billie Brecheen

Show & Tell.

Presented by	Name of Quilt	Quilter	Description
Linda McPherson	Twist Across Texas	Linda McPherson	Using the smallest twister ruler I created this quilt.
Cindy Bergman	Cruisin	Cindy Bergman	Witch block exchange with Tammy and Elaine
Cindy Bergman	Military Quilt-Marines	Cindy Bergman	
Cindy Bergman	Emily's Charmed Hearts	Cindy Bergman	My grand daughter Emily age 7 has been playing with my charm packs since Spring. I showed her how to create the hearts and she filled in the spaces.
Judy Liston	Over the River	Savina Thompson	Embroidery & Blocks
Judy Liston	Pinks and Purples	Veronica Mowrey	Stripes and Dots
Happy Johns		Happy Johns	Larger applique pattern I bought last month
Happy Johns		Happy Johns	Folded flower class I took at Quilt Among Friends
Sarah Reed	Folded Flower Wall Hanging	Sarah Reed	Red folded flowers with cream background
Sarah Reed	Turkey Table Topper	Sarah Reed	Appliqued turkeys 16 patch center.
Christine Weiss	Autumn Leaves	Christine Weiss	Car project-quilt started when my daughter started college in Austin. She is now 38 and I am finally finished in time for Thanksgiving.
Jaye McLaughlin	Lady Bug's-Welcome to the Family Quilt	Paige Conley	Kaffe Fasset material 1 st time used pattern done with t-shirts at Cabbage Rose
Jaye McLaughlin	An Old Fashioned Christmas	Paige Conley	Leftover pices crafted together
Sheila Parry			A friend from church gave me this beautiful woven spread. He said his grandmother great-grandmother made this. They grew the cotton and took all the steps to finish the project. We guessed she made this possibly in mid-1800's in west Texas.
Linda McPherson	Floral Fantasy	Sabina Thompson	4 patch stacked posies. Pattern by H.D Designs. French General Fabric
Dottie Hughes	Curved Pinwheels	Dottie Hughes	Took a class in 2016 at the Houston Quilt Festival. Teacher was Karin Hellaby-Received a 2 nd place ribbon at the Texas State Fair.
Mary Lopes	Moma Owl & Babies	Small Gang Quilting	I looked for a lot of owl fabric for this quilt
Deanna Chronister	Winter Pines	Deanna Chronister	Pattern by Missouri Star. I used Kaffe Fasset and Brandon Mably fabrics for the trees, and low volume prints for the background. I longarm quilted it using rulers and dot to dot method
Mary Lopes	Puzzle Quilt	Small Gang Quilting	This quilt was hard to put together too any colored fabrics
Mary Lopes			Military Quilt, Mystery Quilt
Nancy Standlee	Ocean Waves	Nancy Standlee	30 years I took a 2 day workshop with Deby Calvert for \$10. I got 2 blocks pieced, we swapped triangles. Sat in a box for long time. Recently got back into quilting with church group. It was a very long project.

You need to fill out a Show & Tell form in order for your quilt to be listed in the newsletter. Write legibly please.

Show and Tell

Date: _____ Presented by: _____

Name of Quilt: _____

Maker of Quilt: _____

Quilter (if different): _____

Description: _____

QGOA Newsletter Ad Rates

SIZE	1MO	3MO	1 YR
1/8 PAGE	\$7.50	\$22	\$85
1/4 PAGE	\$15	\$40	\$150
1/2 PAGE	\$30	\$75	\$270
1/2 PAGE (BACK)	\$40	\$105	\$378
FULL PAGE	\$60	\$150	\$540

All ads must be print ready and fit the size requirement. Ads must be received by the 15th of the month prior to the desired publication month. Email preferred.

Email ad to: tammyreidy@yahoo.com
Make payments to: QGOA
Mail payments to: Tammy Reidy, Editor
4101 Walsh Lane
Grand Prairie, TX 75052