



The Quilting Bee

Quilters' Guild of Arlington

www.qgoa.org

Meeting Location

Bob Duncan Center -- Vandergriff Park
2800 S Center St Arlington, TX 76014
Meetings 2nd Tuesday each month
Doors open at 6:30 ~ Meeting at 7:00

September Meeting Lerlene Nevaril Hidden Blocks

Lerlene has been quilting since 1979 when she picked up her first copy of Quilter's Newsletter magazine. She organized a quilt guild in Sioux City, Iowa.

In 1996, with a business partner Lerlene opened Heart & Hand Dry Goods Co., a quilt shop in Sioux City. In 1999, Heart & Hand was one of the ten shops featured in American Patchwork and Quilting's Quilt Sampler magazine.

Lerlene published her first book, *Hidden Block Quilts*, in 2002, and she left her quilt shop the following year to devote more time to traveling and writing. She wrote *Crowning Glories*, another hidden block book in 2005, and *Over Easy: Creative Ideas for Pieced Quilt Backs* in 2006.

Lerlene is going to be giving us a workshop September 9th, 9-4 at Sew Fabricated called *Diamond Star Workshop*. Don't forget to sign up!



October Meeting Jan Mathews

Interpretation With Confidence

Jan will be presenting a lecture tailored just for us discussing:

How to use color confidently to achieve certain goals for our quilt projects

How to start with a "focus fabric" and use this method of fabric selection, to elevate our final products.

A trunk show of quilts demonstrating the techniques discussed.

Jan is a certified instructor for Judy Niemeyer Quilting and has taught classes in Texas, Arizona, Oklahoma and Missouri as well as Houston's International Quilt Festival. For more information on Jan Mathews please visit her website at jkmquilting.com.

QUILTERS' GUILD OF ARLINGTON

DAY RETREAT SEPTEMBER 17, 18 & 19, 2015

For: QGOA Members and their guests; space is limited to 60 persons

When: Thursday, Friday and Saturday, September 17, 18 & 19

Thurs. **9:30 AM**–9 PM, Fri. 9 AM–9 PM & Sat. 9 AM-3:30 PM

Where: Pleasant Ridge Church of Christ, **Family Life Center**, Arlington

Cost: \$40 or \$30 if you bring your own table and/or do not require table space. Must be paid with registration.

There are still spaces available for this retreat. See Libby at guild meeting.

Libby McDuffie

Brown Bag Auction Items

Please start bringing your auction items for the December brown bag dinner. You can start bringing them to any of the upcoming meetings. It is only a success if each of us brings our wonderful junk. Oh ahem, sorry I mean treasures.



2015 Guild Officers

President: Barb Cain
Co-Vice Pres-Sharon Ligon
Co-Vice Pres-Carolyn Bowden
Secretary-Elizabeth Carr
Treasurer Ruth Ann Uzzle
Parliamentarian-Susan FitzGerald

Sunshine

September 5-Elaine Grasher's daughter Liz marriage. Congrats!

Shadow

August 23-Cathy Eckholm passed in boating accident. She will be missed!

In Case of Inclement Weather:

In general, we will do what the University of Texas of Arlington does. If they cancel evening classes we will cancel guild and board meetings.

Safe Haven Donations

September: Soap and towels

October: Prepackaged snacks – Granola bars, Goldfish crackers, etc.

November: Children's toys

December: Mittens, scarves or hats

****We will accept travel size toiletry items throughout the year. ALL items should be new and unused including toiletries.**

Guild Refreshments

September: F, I, J, Q

October: N, P, R

November: T, U, W, X, Y

December: POTLUCK (Board-Desserts)

September Birthdays

11-Don Powers

12-Judy Liston

17-Shannon Page

18-Vivian Kight

19-Jane Bentley

20-Carol Mijka

21-Kay Dietrick

26-Kathryn Crane

27-Charlotte Patrick

Susan's President Block

Pinwheel Block

(5 1/2' block to finish 5")

Cut two 3 1/2" squares of lighter fabric and two 3 1/2" darker fabric. Mark a diagonal line on wrong side of lighter squares and place right sides together with the darker squares. Stitch 1/4" on each side of the marked line and cut on the line for four "half-square" units. Press to the darker fabric and square up to 3". Join the "half-squares" to form the pinwheel block. Block should measure 5 1/2". See Susan's note below for the type of fabric she would like.




****Fabrics can be medium to bright patterns that read like a solid or tone on tone patterns. Contrast fabric the same from white to cream color.**

QGOA 2015 Meetings and Workshops

Date	Speaker	Title of Program
January 13	Brenda Perry	Waste Not Want Not
February 10	Barb Eikmeier	A is for Applique
February 11	Barb Eikmeier Workshop	Border Accents & Back Basting Hand Applique: Sunflower
March 10	Margie Peyton	Making Memories Through Quilts
April 14	Debbie Panton	Building a Legacy with Quilts
May 12	Members	Potluck Dinner/Winners' Circle
June 9	Linda Neal	Tales of the Traveling Quilter
Jun 10	Linda Neal Workshop	English Paper Piecing Project TBD
July 14	Jo Lynn O'Neill	Scrap Quilts and More
August 11	Members	Helpful Tips and Techniques
September 8	Lerlene Nevaril	Hidden Blocks
September 9	Lerlene Nevaril Workshop	Bear Paws Beauty Midnight Quilt
October 13	Jan Matthews	Interpretation with Confidence
November 10	Kathy Dunigan	Bloom Where You're Planted
November 11	Kathy Dunigan Workshop	Applique Project TBD
December 8	Members	Potluck Dinner/Brown Bag Auction

Member Demonstrations August Meeting

Last month we had amazing demonstrations from a few of our members. At each station there was a member demonstrating their talent or a quilting notion. If you missed out here are a few pictures to ooh and awe over.



Are you
collecting
quilt tops?

Let's turn those UFOs
into finished quilts!

Machine Quilting Services.

Nothing fancy,
just finished!

Call Colette
972-742-2023

Quilting Quarters

QGOA member since 2001

Quilt Shows and Shop Hops

Dear Guild Leader,

Tactile Architecture™ is an exhibit that showcases architectural quilts. The quilt may feature any type of building or be a close up of an architectural detail. It may be realistic or an abstract interpretation. This exhibit will premiere at the International Quilt Market and Festival, October 24–November 1, 2015.

We would like to invite you and your guild to have your best work shown in this exciting exhibit focusing on quilts inspired by architecture.

Quilts must be a minimum of 25" x 25". There is no "made after" date requirement. Please do not submit a quilt that was included in a previous edition of *Tactile Architecture*™. Completed submissions with visuals must be received online by Sunday, May 17, 2015. We would also like to retain quilts for possible exhibit at International Quilt Festivals in 2016.

The registration link for *Tactile Architecture*™ is http://callforentriesarchitecture.com/register/new_artist and the link for the information page is <http://callforentriesarchitecture.com/>.

BUSY BEE QUILT SHOW

City & State: PostOak, Texas

Date & Time: September 25 & 26, 2015
10:00 AM - 4:00 PM

Sponsor: Busy Bee Quilt Club


Location: Community Building
Schmittou Rd at FM Road #2127

Directions: PostOak(Jack County)is located on FM Road #2127

between Jacksboro & Bowie (off Hwy 59)or
between Jacksboro & Henrietta (off Hwy 148)

Features: Quilts on Display; Craft Items; Trash and
Treasure Sale; Door Prizes; Donation Quilt; Local
Vendor;

Sandwiches or Beans & Cornbread served
11AM to 2PM



Quilt Shows and Shop Hops

Chisholm Trail Quilt Guild
Serving Williamson County and
North Austin, Texas
2015 Quilt Show

The Art of Quilting - Yesterday & Today

Friday and Saturday, September 25-26, 2015
from 10 am to 6 pm
Dell Diamond Heritage Center
3400 East Palm Valley Boulevard,
Round Rock, TX 78665
\$7 Admission

Granbury 2015 Quilt Show

September 18-19, 2015

Somervell County Expo in Glen Rose,
TX



2015 Donation Quilt-Granbury Guild



Sew Many Favorites

Friday and Saturday
September 18th - 19th
Will Rogers Convention
Center, Fort Worth

QGOA Volunteer Hours

In August we had members report 384 volunteer hours!

What an amazing group of quilter's we have that donate so much time and talent to the community!

Display Case

Billie Brecheen who has done a wonderful job on the guilds display case has some requests from us. She is looking for orphan blocks, mini quilts or blocks from different members.

September-back to school, classroom, apples, abc's, 1,2,3's.

October-Halloween, pumpkins, and all those things that go bump in the night

**Please put your name on your things. So Billie can get them back to you.

Hello All, Summer is almost over and back to school. Members of the guild made lots of donations to improve the lives of children in need of comfort by snuggling a handmade blanket. Linus received quilts, afghans, bolts of fleece/flannel/fabric, thread, yarn, batting, pre-cut kits, baby hats and more from you generous guild members. All the materials will be finished into cuddly comforts and distributed to local hospitals, children's homes, child advocacy, and children's shelters.

Many thanks to you and special thanks to Janice Farris, Judy Liston, Jolene Mershon, Janice Mowery, Elizabeth Carr, David Mowery, Jean Dodson, Kee, David? and anonymous.

Project Linus meets the 2nd & 4th Thursdays of the month at 4100 SW Loop 820 at Southcliff Baptist Church in their entryway. We meet from 9am-3 pm and bring our machines or projects or crochet/knitting and work to make lots of finished quilts, quilt sandwiches and have show and tell, where all your creations are shown and acknowledged. The blankets are counted and designated for delivery to appropriate destinations.

Coming the end of November Linus will take blankets to Snowball Express in Dallas as gifts for children with a deceased parent from military service. If you have a blanket that you specifically would like to go to this purpose please pin a note to it so it will be gifted to one of these kids. And they are kids old enough to travel so this group has no babies.

The hospitals request measurements of 42x44 for younger children and 57x44 for bigger kids. Linus accepts donations of notions, blocks, fabric, quilts, etc. When you are repurposing, please keep project Linus in mind.

www.Projectlinus.org has many quilt/knit patterns for free and check www.quiltmaker.com/patterns/projectlinus for more free patterns which Quiltmaker Magazine designs new each year. Lots of choices are available so come join us and sew and show off your work.

Remember the work we do for our guild and our community enriches us and generations to come. Sincere thanks. Elizabeth cooper

Quilters' Guild of Arlington Celebration Block



Makes One Twelve Inch Finished Block

Please review all instructions before making the block. Must be a light star in dark/medium background, block may be no larger than 12.5".

Need: 1. FABRIC A - 4.5" x 36" - MEDIUM TO DARK 2. FABRIC B - 2.5" x 20", plus 4.5" square - LIGHT that is suitable for name to be seen, no strong prints; 200 ct. muslin or plain fabric is suggested. 3. Batting - 13" square 4. 13-14" square backing fabric 5. Binding fabric - two 40 - 42" widths of fabric; cut 2.5" strips, miter for one strip, double fold

Cutting Instructions

*If you are going to heavily quilt, embellish or appliqué the block you may want to cut the pieces 4.5"x 5", then square up block to 12.5". Be careful to put star points on 4.5" side.

Cut 8* - 4.5" squares of medium to dark fabric - FABRIC A If using a fat quarter, cut along short side (18") must be at least 18"; two strips of 4.5". This will allow for 13" square for backing.

Cut 1* - 4.5" square light fabric - FABRIC B You may wish to embroider your name and „Member Since“ line before constructing the block

Cut 8 - 2.5" squares of same light fabric - FABRIC B

Cut 1 -13-14 " square of backing fabric, may be same as A or different

Cut two 3" squares of either your backing or binding material, for „hanging corners“

Cut 1 - 13 " square batting

Cut two (2) widths of fabric (40-42") cut 2.5" strips for binding.

Assembling Block - sew all seams with 1/4" accurate seam width

1. The star points are made using the stitch and flip method: Place a 2.5" sq. of fabric B in the corner of A with the right sides of the fabrics facing each other. With a pencil and ruler, mark a diagonal line on B from the corner to corner as shown. Sew on the line.
2. Trim patch 1/4" from sewn line. Press it gently to corner.
3. Repeat with another B patch on adjacent corner to create star points. Make total of 4 matching units for each of the star point units.
4. Join the matching units into rows with A patches as shown above; press the seams allowances toward the A's; middle row to B patch. Sew the rows together to complete the star block. Finish
1. Quilt the block. You may embellish and quilt as desired to personalize your block! It cannot be larger than 12.5" square, so do nothing to extend size or 'dangle' off block.
2. Please make two „hanging corners“, see below for instructions.
3. Sew on the binding to the block.
4. Sign block in at least 3/4-1" lettering in middle of center square with permanent fabric pen or embroidery. Include this line under your name: Member Since - fill in year you joined QGOA!

Hanging Corners - Corner Triangles for Hanging a Small Quilt

1. Cut two 3" squares of your backing or binding material.
2. Fold in half diagonally. Press.
3. Align the folded triangles on the back of the quilt to the TOP right and left corners, raw edges even. Pin. Double check you placed the corners on the top corners!
4. Sew on the binding in your usual method.

Blocks will be retained by the QGOA for future exhibits.

Block Party 2015

October—Autumn Pinwheel (12” finished square)



Fabrics: Black tone on tone, Maroon, Tan tone on tone

Black fabric: Six 4-inch squares for half square triangles

Maroon/Red fabric: Four 4-inch squares for half square triangles

Tan tone on tone fabric: Six 4-inch squares for half square triangles

Make half square triangles:

- *To make half square triangles, draw a diagonal line on the back of the light squares. Place a light square right sides together with each of the colored squares. Stitch a 1/4” seam on either side of the diagonal line.*
- *Cut along the diagonal line, and press open*
- *Square to 3-1/2”*

Assemble following the guide.

2015 Donation Quilt
"Friendship Garden"



2015 QGOA Donation Quilt "Friendship Garden"

News Flash!

It's not too late to sell donation quilt tickets!

Now is the time to hit up your friends and family and give them the opportunity to win this beautiful quilt!

Time is ticking...If you've sold tickets please turn in money & stubs early.

The winner will be drawn and announced at our December 8th guild meeting. Each member is asked to sell or purchase \$20 of tickets or more. Your donation ticket packets are still available at the guild meetings from Susan FitzGerald or Judy Liston.

**Outstanding Volunteers for August were:
Judy Liston, Charlotte Humphrey and Sew Fabricated.
Your volunteer help is greatly appreciated!**

Help is Needed!

Please schedule a time to sit with the quilt at upcoming 'Sell Ticket' events.

Either call or email Susan or sign-up at the general meeting.

Sept 10 - 12 - LSHOQ Shop Hop - Thu, Fri & Sat 9:30-7:00
various shift available

Sept 16-19 - TVQG Show - Nancy Spell is entering our quilt in the show!

Sept 21 - Granbury Guild - Carolyn Troup

Oct 3 - Quilters Dream - Sat 9:00-1:00 - Julie Schmidt & Susan FitzGerald

Oct 6 - Garland Guild - Tues 6:30pm - Susan FitzGerald - I need 1 helper.

Oct 16 - TVQG Meeting Fri 9:00-12:00 - Jenn Haxton & Susan FitzGerald

Oct 17 -18 -Martin HS Craft Fair - Sat 9:00-5:00 - Sun 11:00-5:00
various shift available

Nov 14 - Mimosa Lane Craft Fair - Sat 9:00-3:00 - Randa Dillon & Susan FitzGerald, we need 1 helper all day or 2 helpers to divide the shift.

QGOA 2016 Quilt Show The Ties that Bind

Save the date!

Our quilt show will be held at the Bob Duncan Center on Friday and Saturday, April 22 and 23, 2016. The date has changed due to challenges we have encountered with early voting. We will not have voting taking place that weekend, so this should make the show easier to navigate for our guests.

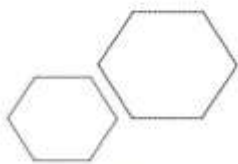
Entry deadline will be MARCH 21. Forms and details will be available online soon.

Please contact Libby McDuffie at Libbymc137@aol.com or Rhonda Weddle at rlweddle@sbcglobal.net

Watch the newsletter for more news!



Coming soon...



Hex Yeah!



Sew Fabricated's

Hexagon Club

...and other exciting events! To be 'in the know' be sure to follow us on Facebook and Instagram. Sign up for the weekly e-Newsletter on our website.



Creative Sewing Center
2899 W. Pioneer Pkwy., Pantego, TX 76013
www.sewfabricated.com (817) 795-1925



Diamond Star Workshop with Lerlene Nevaril

Make a simple, but stunning midnight quilt or two-color quilt, beginning with half-square triangles.

\$40

Wed., September 9th 9:00 am - 4:00 pm

Sew Fabricated

2899 W Pioneer Pkwy, Pantego, 76013



Workshop Registration

Name: _____

Address: _____

City: _____ State: _____ Zip: _____

Phone: _____ Email Address: _____

Workshop Name: _____

Workshop Date: _____

Form of Payment: (circle one) Check Cash

Cost is \$40 for members/\$45 for non-members. Please make all checks payable to QGOA.

Payment must be received to hold your space in the workshop. Enrollment is on first come first serve basis.

Please sign-up at a meeting at the Program Section of the Sign-In Table or send your registration form with full payment to:

Quilters' Guild of Arlington

PO BOX 13232

Arlington, TX 76094-0232.

Notify the Vice President, Sharon Ligon, that you wish to sign up.

Please pick up your supply sheet at the Guild meeting or check the newsletter on the website www.QGOA.org

(Please use this form to register for all upcoming workshops. You may photocopy this form)



Friendship Stitcher's Group

This group meets every 1st and 3rd Thursday of the month at the First Christian Church in Arlington. We are a very active large group of 40 quilters that range from beginners to the very advanced. We usually bring hand work to work on at our meetings and we of course have snacks and tons of good conversation. There is always someone sharing the latest quilting tips.

We love to work on service projects together. Last month we sewed 110 fleece hats for the First Presbyterian Nigh Shelter in Forth Worth. We had a blast giving back to our community. We also regularly do work for Project Linus and are responsible for this year's donation quilt.

If you are new to the guild please join us anytime. If you have any questions about our group you can contact Jolene Mershon at jolenem420@att.net.

Houston Quilt Show 2015-Bus Trip

*******STILL HAS ROOM ON BUS*******

Two day trip, Thursday and Friday, October 29-30

Leave Arlington at 7:30 am on Thursday. We will pick up in Midlothian on the way, for those living toward the east. Attend show that afternoon ad all day Friday. Price includes; bus, show tickets, program, show bag and pin, hotel room, dinner at the Aquarium and hot breakfast at hotel. We return to Arlington at 10pm on Friday.

Cost is \$280 per person for two people in a room.

\$260 for three sharing a room.

\$305 for a single.

We are staying at the Crowne Plaza on SW Highway 59.

There is a \$80 nonrefundable (but transferable) fee at sign up. Second installment (\$100) is due in July and final payment is due on Sept. 1, 2015.

Checks are made out to Happy Johns and can be sent to 7325 Old Mill Run Ft. Worth, TX 76133.

Contact Happy at: happy.johns@att.net

Name _____

Phone _____ Email _____

Roommate _____

Is your stitch group doing something fun? Is your stitch group working on a service project? Would your members just like to share things about your stitch group? You can send an article to me at tammyreidy@yahoo.com

We would love to hear about your stitch group plus it is great way for new members plug in to the different stitch groups within our guild.

Send me an article and you can even send some pictures. Everyone likes to see pictures.

We look forward to learning about the different stitch groups within QGOA.

Tammy Reidy

Newsletter Editor

Wounded Warrior

There are plenty of tops, backings and blocks to make tops or quilts to finish for wounded warrior quilts available. There is a delivery going to our military men and women soon.

Please see Sandra or Deborah Boice to get some of these items to help finish some of these quilts.



STITCH GROUPS

Guild members are cordially invited to join a sewing group for fellowship and stitching. We have plenty of space for new members in our groups

****Friendship Stitchers****

Meets the 1st & 3rd Thursdays 10:00 a.m. at First Christian Church Contact: Helga Smith

****Etcetera Art Quilt Group****

Meets @ Lone Star House of Quilts
1st Thursday of the Month 7 p.m. to 8:30 p.m. Contact:
Denny Cornett

****The Piecemakers****

Meets @ Bob Duncan Community Center 2nd & 4th
Thursdays
6:00 p.m. to 10:00 p.m.

Contact: Pam Pape 817-504-1341

****Sew-N-Sews****

Meets @ Trinity United Methodist Church
1200 W Green Oaks Room A208
1st Monday of the month unless it is a Holiday
10 a.m. to 3 p.m.

Bring your lunch and \$3 per person per meeting as a donation to the church

Contact: Randa Dillon or Carolyn Bowden

****Dear Jane Club****

Meets @ Quilt Among Friends
2238 Michigan Ave. Suite A

2nd Monday of the Month 10:00-3:00

Contact: Sherry Livingston

September 2015

Sunday	Monday	Tuesday	Wednesday	Thursday	Friday	Saturday
		1 6:30-8:00 QGOA Board Mtg-Lone Star House of Fabrics	2	3 10-12 Friendship Stitcher's Group-1st Christian Church 7-8:30pm Etcetera Art Quilt Group-Lone Star House of Quilts	4	5
6	7 10am-3pm Sew-N-Sews-Trinity UMC	8 10am-3pm Dear Jane-Quilt Among Friends 6:30-9pm QGOA General Mtg	9	10 6-10pm Piecemakers Group-Bob Duncan Ctr	11	12
13	14	15	16	17 10-12 Friendship Stitcher's Group-First Christian Church	18	19
20	21	22	23	24 6-10pm Piecemakers Group-Bob Duncan Ctr	25	26
27	28	29	30			

Events

September 9, 2015

Diamond Star Workshop with Lernelene Navaril 9:00am-9:00pm at Sew Fabricated. 2899 W. Pioneer Pkwy, Pantego, TX 76013

September 17-19, 2015

QGOA Day Retreat. Pleasant Ridge Church of Christ. Thurs 9:30am-9:00pm, Fri 9am-9pm, Sat 9am-3:30pm

September 30, 2015

Deadline for articles to newsletter editor.

August Show & Tell

Presented by:	Name of Quilt	Quilter	Description
Randa Dillon	I'm Just Going to Love It	Randa Dillon	Blocks swap with Ella Van Hoozer, Peggy Billingsley and myself
Randa Dillon	Wounded Warrior	Randa Dillon	Made with block party blocks 2013
Carol Ramsey	Unkown	Unknown	Found at a flea market . I know one was made from the 30's and one from the 40's.
Charlotte Humphrey	Untitled	Mother in 1960	LeMoyné star blocks with muslin sashing
Charlotte Humphrey	Untitled	Charlotte Humphrey	"Stack n Slash" in bright pastels
Sheila Parry	Back to Shcoll with Dick and Jane	Sheila Parry	Wall hanging for church library
Carol Hoes	OU Quilt	Carol Hoes	Aunt Ida asked me to do this quilt for her gradson.
Annette DeBose	Thirties Fun	Dwayne	Thirties fabrics

You need to fill out a Show & Tell form in order for your quilt to be listed in the newsletter. Write legibly please.

Show and Tell

Date: _____ Presented by: _____

Name of Quilt: _____

Maker of Quilt: _____

Quilter (if different): _____

Description: _____

You're Hometown Quilt Shop



LONE STAR HOUSE of QUILTS

Home to Fine Reproduction Quilt Fabrics

If you haven't been in the Shop for a while....

September IS the Month You need to Visit!



Don't Forget!
18th Annual
North Texas Quilt Shop Hop
September 10, 11, & 12
9am - 6pm

Be Sure "FALL INTO" The Only Quilt Shop In Arlington
In The North Texas Quilt Shop Hop!

www.lonestarhouseofquilts.com 817-277-4749

QGOA Newsletter Ad Rates

SIZE	1MO	3MO	1 YR
1/8 PAGE	\$7.50	\$22	\$85
1/4 PAGE	\$15	\$40	\$150
1/2 PAGE	\$30	\$75	\$270
1/2 PAGE (BACK)	\$40	\$105	\$378
FULL PAGE	\$60	\$150	\$540

All ads must be print ready and fit the size requirement. Ads must be received by the 15th of the month prior to the desired publication month. Email preferred.

Email ad to: tammyreidy@yahoo.com
Make payments to: QGOA
Mail payments to: Tammy Reidy, Editor
4101 Walsh Lane
Grand Prairie, TX 75052

Do You Want to Be in the Know?

You'll always know the latest information when you join the QGOA Yahoo Group; it is quick and easy. Go to the guild home page at www.QGOA.org and click on the link.

If you have any questions, please contact Barb Cain at bjc207@sbcglobal.net